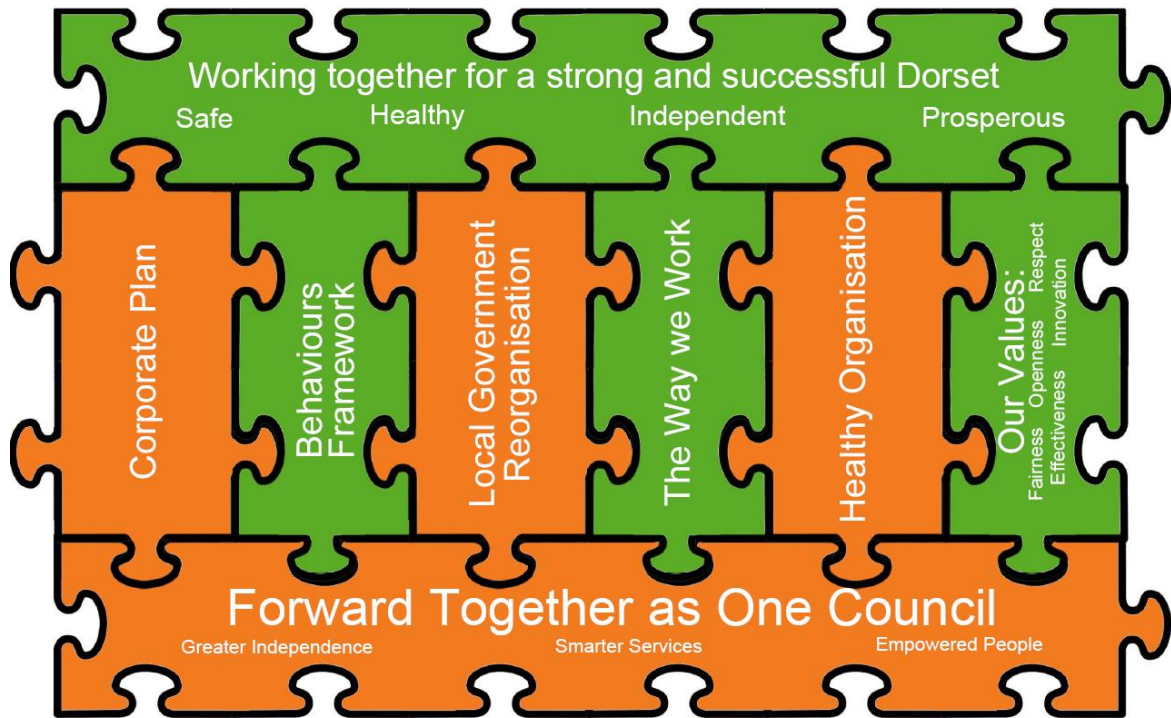


Appendix 1



Dorset Outcomes Tracker (DOT)













SAFE

Population Indicators Summary Report









December 2016

People in Dorset are SAFE

Description	Latest position	Direction Of Travel	Benchmark	Progress – direction of travel
Rate of children subject to a child protection plan	53 2015-16	 Worse	WORSE 43.1 England Average	
The rate of children who go missing or are absent from school	3.7% 2015	 Worse	SIMILAR 3.7% England Average	
The number of safeguarding referrals for adults	2811 2015-16	 Worse	No Comparable Data	
Older people feeling safe in the home				
Total crime in Dorset	17144 2015-16	 Worse	No Comparable Data	
Antisocial behaviour in Dorset	8713 2015-16	 Improved	No Comparable Data	
Percentage of adults who feel safe	67.8% 2015-16	 Improved	WORSE 68.2% England Average	

People in Dorset are SAFE (Cont'd)

Description	Latest position	Direction Of Travel	Benchmark	Progress – direction of travel
Number of domestic abuse crimes	1775 2015-16	 Worse	No Comparable Data	
Number of domestic abuse incidents	2321 2015-16	 Improved	No Comparable Data	
Number of people killed or seriously injured on Dorset's roads	276 Qtr 1 2016	 No Change	No Comparable Data	
Rate of hospital admission due to unintentional injury				
Severe weather events				